

Rstudio简介


- 一般情况下，直接使用RGui即可完成R使用。
- Rstudio是由第三方开发的R的图形化集成开发环境，在RGui的基础上添加了更多增进开发效率的功能。
- 具有收费版和免费版，本课程使用的是免费版。

RStudio环境配置

- 1. 下载RStudio
- 2. 安装RStudio
- 3. RStudio界面



1. 下载RStudio



The screenshot shows the RStudio website homepage. At the top left is the RStudio logo. To its right is a navigation menu with links for Products, Resources, Pricing, About Us, and Blogs, followed by a search icon. The main content area features a large blue banner with the RStudio logo and the text "Open source and enterprise-ready professional software for R". Below this text are four buttons: "Download RStudio", "Discover Shiny", "shinyapps.io Login", and "Discover RStudio Connect". Below the banner are three sections: "RStudio" showing a screenshot of the software interface, "Shiny" showing a map of the United States with a "ZIP explorer" overlay, and "R Packages" showing a cluster of icons for various R packages including markdown, Shiny, tidy, knitr, and ggplot2.

<https://www.rstudio.com/>



1. 下载RStudio



Choose Your Version of RStudio

RStudio is a set of integrated tools designed to help you be more productive with R. It includes a console, syntax-highlighting editor that supports direct code execution, and a variety of robust tools for plotting, viewing history, debugging and managing your workspace. [Learn More](#) about RStudio features.

Product	License	Price	Action	Learn More
RStudio Desktop	Open Source License	FREE	DOWNLOAD	Learn More
RStudio Desktop	Commercial License	\$995 per year	BUY	Learn More
RStudio Server	Open Source License	FREE	DOWNLOAD	Learn More
RStudio Server Pro	Commercial License	\$9,995 per year	DOWNLOAD	Learn More
RStudio Server Pro + RStudio Connect	Commercial License	\$29,995 per year	TALK	Learn More

Features comparison table:

Feature	RStudio Desktop (Open Source)	RStudio Desktop (Commercial)	RStudio Server (Open Source)	RStudio Server Pro (Commercial)	RStudio Server Pro + RStudio Connect (Commercial)
Integrated Tools for R	●	●	●	●	●
Priority Support		●		●	●
Access via Web Browser			●	●	●

<https://www.rstudio.com/products/rstudio/download/>



1. 下载RStudio

RStudio Products Resources Pricing About Us Blogs

RStudio Desktop 1.1.456 — Release Notes

RStudio requires R 3.0.1+. If you don't already have R, download it here.

Linux users may need to import RStudio's public code-signing key prior to installation, depending on the operating system's security policy.

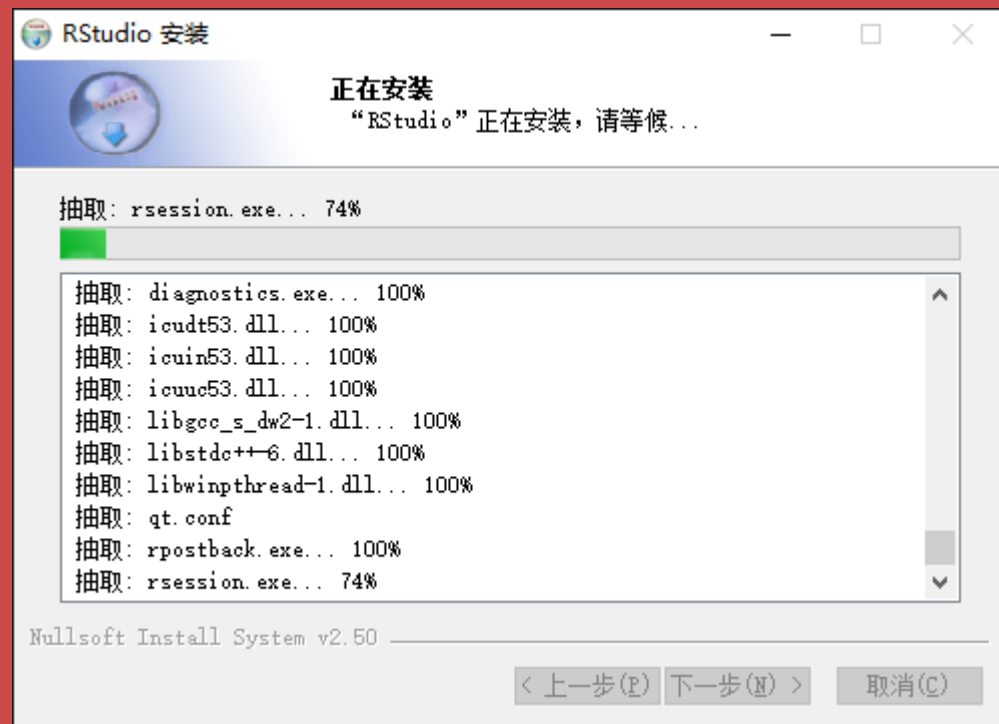
Installers for Supported Platforms

Installers	Size	Date	MD5
RStudio 1.1.456 - Windows Vista/7/8/10	85.8 MB	2018-07-19	24ca3fe0dad8187aabd4bfbb9dc2b5ad
RStudio 1.1.456 - Mac OS X 10.6+ (64-bit)	74.5 MB	2018-07-19	4fc4f4f70845b142bf96dc1a5b1dc556
RStudio 1.1.456 - Ubuntu 12.04-15.10/Debian 8 (32-bit)	89.3 MB	2018-07-19	3493f9d5839e3a3d697f40b7bb1ce961
RStudio 1.1.456 - Ubuntu 12.04-15.10/Debian 8 (64-bit)	97.4 MB	2018-07-19	863ae806120358fa0146e4d14cd75be4
RStudio 1.1.456 - Ubuntu 16.04+/Debian 9+ (64-bit)	64.9 MB	2018-07-19	d96e63548c2add890bac633bdb883f32
RStudio 1.1.456 - Fedora 19+/RedHat 7+/openSUSE 13.1+ (32-bit)	88.1 MB	2018-07-19	1df56c7cd80e2634f8a9fdd11ca1fb2d
RStudio 1.1.456 - Fedora 19+/RedHat 7+/openSUSE 13.1+ (64-bit)	90.6 MB	2018-07-19	5e77094a88fdbdddb0d35708752462

WIN版本

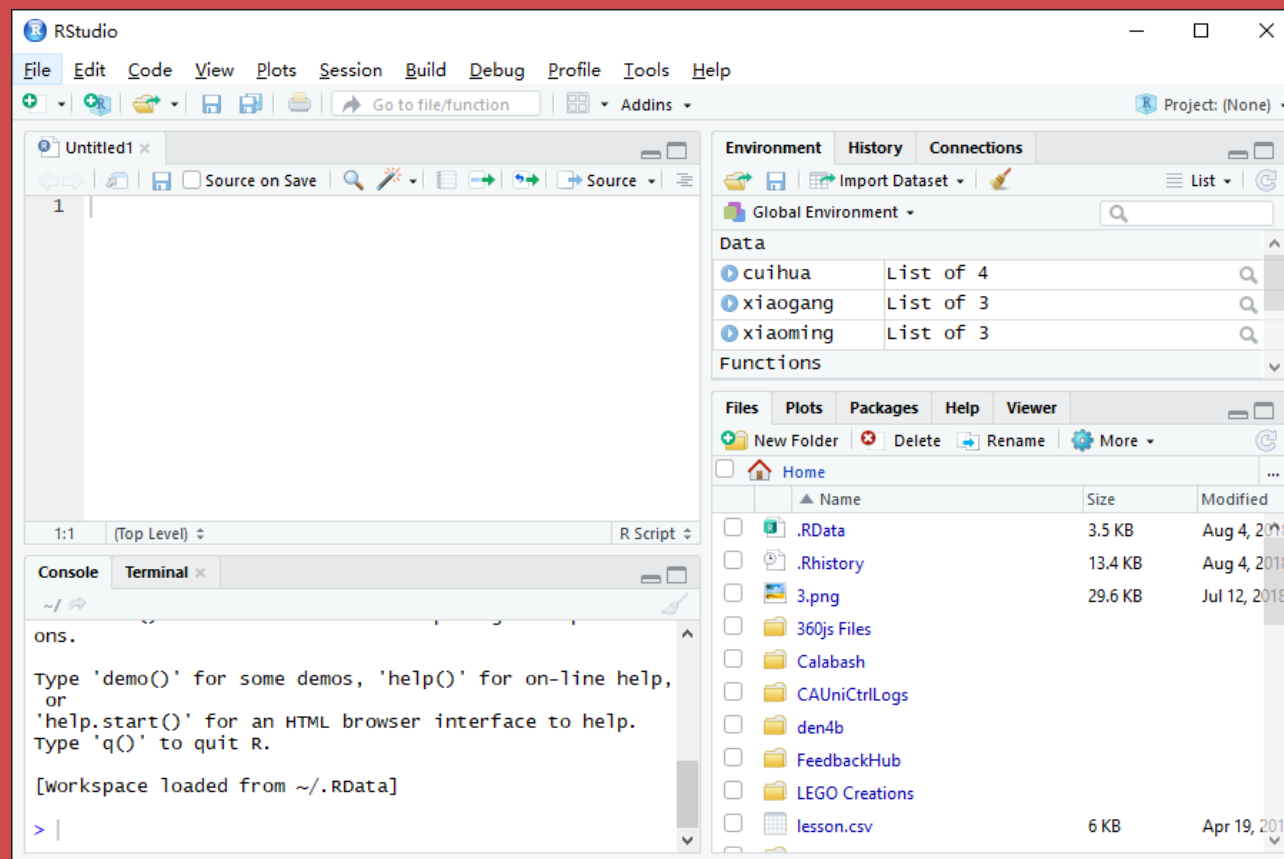
<https://www.rstudio.com/products/rstudio/download/#download>

2. 安装RStudio





3.RStudio界面



OpenCV+Python图像处理

—— 图像处理利器 ——



—— 联系我们 ——

讲师：李大羊

邮箱：lilizong@gmail.com